

**PC Class of 2014 First Destination Survey**  
Undergraduate Day School; Administered online, by the Career Education Center

The **knowledge rate** is the percentage of Class of 2014 graduates for whom we have reasonable and verifiable post-graduation information (from survey data, LinkedIn, and/or self-reported emails). For the purpose of this summary, these graduates are referred to as respondents.

Note: The First Destination instrument has undergone some revisions which will allow for improved, more sophisticated analyses moving forward.

Schools	Number of Respondents (first major only)	Class of 2014 Graduates (first major only)	Knowledge Rate
School of Arts & Sciences	253	434	58%
School of Business	229	351	65%
School of Professional Studies	101	149	68%
General & Individualized Studies	2	8	25%
<b>Providence College</b>	<b>585</b>	<b>942</b>	<b>62%</b>

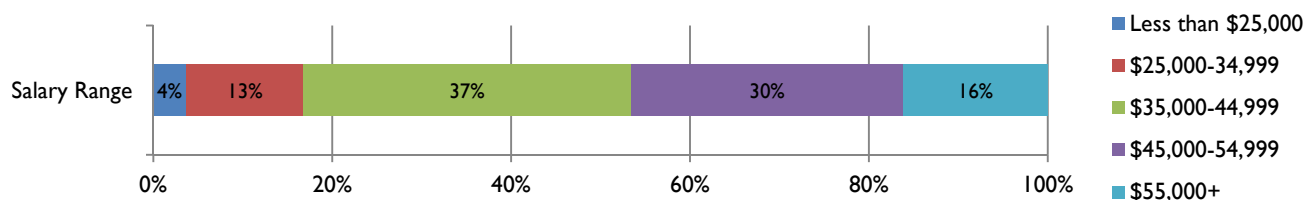
Note: Secondary Education majors are jointly administered through both the School of Arts & Sciences and the School of Professional Studies, but are only included in the School of Professional Studies count when using first major.

Primary Post-Graduation Activity*	Percent	Count
Employment, whether full- or part-time:	75%	436
Graduate or professional school, whether full- or part-time:	16%	91
Service activity:	2%	12
Seeking employment:	5%	29
Planning to continue education but not yet enrolled:	2%	13
Not seeking employment or continuing education at this time:	1%	4
<b>Total</b>	<b>100%</b>	<b>585</b>

\*Note: Respondents were asked to choose only one (their primary) activity from the list of answer choices. Figures do not reflect alums who are engaged in multiple activities (i.e. both working and attending school).

Field of Employment - Top 3 (of those working full-time)	Field of Study - Top 3 (of those attending school)
Financial Management/Consulting/Sales	Business
Health Care/Health Policy/Health Administration	Education
Education	Medicine/Medical-related

Starting Full-Time Salaries (Figures reported are based on those respondents (n = 161) who provided information relevant to their annual salary.)



**Internships**

79% of respondents participated in an internship while a student at PC.

Selected places of employment/service	Selected schools PC graduates attending
Amica Mutual Insurance Company	Albany Law School
Bank of America	Aquinas College
Boston Children's Hospital	Boston College
Boston Red Sox	Boston University
Bradley Hospital	Brooklyn Law School
Brigham and Women's Hospital	Brown University
Citizens Financial Group	California Western School of Law
CVS Health	Columbia University
Deloitte & Touche	Cornell University
Delta Dental of Rhode Island	Emerson College
EMC Corporation	Georgetown University
Ernst & Young, LLP	The George Washington University
Fidelity Investments	Holy Family University
Game Show Network	John Jay College of Criminal Justice
Harvard Business Publishing	Loyola University
Hewlett-Packard	Loyola University Chicago
Home Box Office (HBO)	Marquette University
John Hancock	Massachusetts School of Law
Joslin Diabetes Center	McGill University
Liberty Mutual Insurance	Molloy College
Lifespan	New Jersey Medical School
Massachusetts General Hospital	Northeastern University
MEDITECH	Providence College
Memorial Sloan Kettering Cancer Center	Quinnipiac University
MetLife	Rutgers University
Museum of Fine Arts	Salem State University
National Institutes of Health	Sotheby's Institute of Art
NBC Universal	Suffolk University
Nestlé USA	Touro College
New York Life	University of Arizona
Oracle Corp.	University of Connecticut
PwC	University of Notre Dame
Raytheon	University of Rhode Island
Ruder Finn	University of Southern California
Staples	Western New England University College of Pharmacy
State Street Corporation	Wheelock College
Yelp	
... and elementary/secondary schools throughout the U.S.	

**PC Class of 2014 First Destination Survey**  
 Undergraduate Day School; Administered online, by the Career Education Center

The **knowledge rate** is the percentage of Class of 2014 graduates for whom we have reasonable and verifiable post-graduation information (from survey data, LinkedIn, and/or self-reported emails). For the purpose of this summary, these graduates are referred to as respondents.

Schools	Number of Respondents (first major only)	Class of 2014 Graduates (first major only)	Knowledge Rate
School of Arts & Sciences	253	434	58%

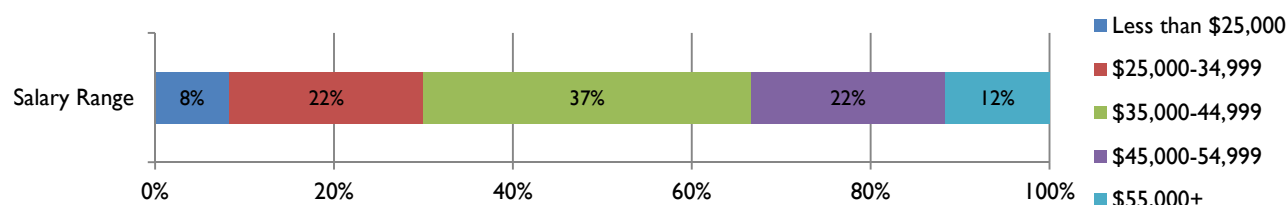
*Note: Secondary Education majors are jointly administered through both the School of Arts & Sciences and the School of Professional Studies, but are only included in the School of Professional Studies count when using first major.*

Primary Post-Graduation Activity*	Percent	Count
Employment, whether full- or part-time:	66%	166
Graduate or professional school, whether full- or part-time:	19%	49
Service activity:	4%	10
Seeking employment:	6%	15
Planning to continue education but not yet enrolled:	4%	11
Not seeking employment or continuing education at this time:	1%	2
<b>Total</b>	<b>100%</b>	<b>253</b>

*\*Note: Respondents were asked to choose only one (their primary) activity from the list of answer choices. Figures do not reflect alums who are engaged in multiple activities (i.e. both working and attending school).*

Field of Employment - Top 3 (of those working full-time)	Field of Study - Top 3 (of those attending school)
Financial Management/Consulting/Sales	Medicine/Medical-related
Health Care/Health Policy/Health Administration	Social & Behavioral Sciences
Scientific Research/Engineering	Law

**Starting Full-Time Salaries** (Figures reported are based on those respondents (n = 60) who provided information relevant to their annual salary.)



**Internships**

74% of respondents participated in an internship while a student at PC.

Selected places of employment/service	Selected schools graduates attending
AIG	Albany Law School
AlphaSights	Aquinas College
Americorps	Boston College
Amica Mutual Insurance Company	Boston University
Beecher Carlson	California Western School of Law
Bloomberg L.P.	Columbia University
Bradley Hospital	Cornell University
Citizens Financial Group	Emerson College
Converse	Georgetown University
Capstone Mortgage	The George Washington University
Converse Inc.	Holy Family University
Epsilon	John Jay College of Criminal Justice
Fidelity Investments	Loyola University Chicago
Hewlett-Packard	Marquette University
Indeed.com	Massachusetts School of Law
KnowledgeLink	McGill University
Liberty Mutual Insurance	New Jersey Medical School
Lifespan	Northeastern University
Localytics	Providence College
Massachusetts General Hospital	Quinnipiac University
MEDITECH	Rutgers University
Memorial Sloan Kettering Cancer Center	Sotheby's Institute of Art
MetLife	Touro College
National Institutes of Health	University of Arizona
Nestlé USA	University of Connecticut
Northwestern Mutual	University of Notre Dame
Raytheon	University of Rhode Island
Ruder Finn	University of Southern California
Staples	Western New England University College of Pharmacy
Teach for America	
Teikametrics	
Yale University	
Yelp	
... and elementary/secondary schools throughout the U.S.	

**PC Class of 2014 First Destination Survey**  
Undergraduate Day School; Administered online, by the Career Education Center

The **knowledge rate** is the percentage of Class of 2014 graduates for whom we have reasonable and verifiable post-graduation information (from survey data, LinkedIn, and/or self-reported emails). For the purpose of this summary, these graduates are referred to as respondents.

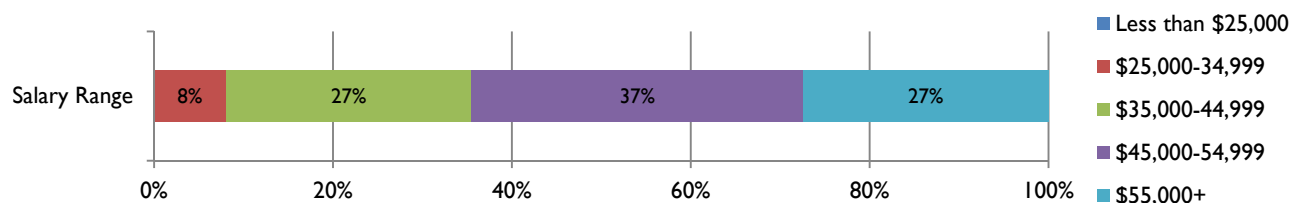
Schools	Number of Respondents (first major only)	Class of 2014 Graduates (first major only)	Knowledge Rate
School of Business	229	351	65%

Primary Post-Graduation Activity*	Percent	Count
Employment, whether full- or part-time:	85%	194
Graduate or professional school, whether full- or part-time:	13%	29
Service activity:	0%	0
Seeking employment:	2%	4
Planning to continue education but not yet enrolled:	0%	1
Not seeking employment or continuing education at this time:	0%	1
<b>Total</b>	<b>100%</b>	<b>229</b>

\*Note: Respondents were asked to choose only one (their primary) activity from the list of answer choices. Figures do not reflect alums who are engaged in multiple activities (i.e. both working and attending school).

Field of Employment - Top 3 (of those working full-time)	Field of Study - Top 2 (of those attending school)
Financial Management/Consulting/Sales	Business
Accounting	Education
Marketing/Advertising	

Starting Full-Time Salaries (Figures reported are based on those respondents (n = 62) who provided information relevant to their annual salary.)



**Internships**

91% of respondents participated in an internship while a student at PC.

## Summary | School of Business Class of 2014

Selected places of employment/service	Selected schools graduates attending
Amica Mutual Insurance Company	Boston College
Avison Young	Northeastern
BAE Systems	Providence College
Bank of America	
The Blackstone Group	
The Boston Group	
Boston Red Sox	
CVS Health	
Deloitte & Touche	
EMC Corporation	
Ernst & Young, LLP	
Fidelity Investments	
Game Show Network	
GTECH	
Harvard Business Publishing	
Home Box Office (HBO)	
John Hancock	
Liberty Mutual Insurance	
MEDITECH	
MetLife	
Museum of Fine Arts	
NBC Universal	
Nestlé USA	
New York Life	
Ogilvy & Mather	
PwC	
Raytheon	
Reebok	
State Street Corporation	
Situs	
Summer Infant	
Teach for America	
TechTarget	
Travelers Insurance	
UBS Financial Services	

**PC Class of 2014 First Destination Survey**  
 Undergraduate Day School; Administered online, by the Career Education Center

The **knowledge rate** is the percentage of Class of 2014 graduates for whom we have reasonable and verifiable post-graduation information (from survey data, LinkedIn, and/or self-reported emails). For the purpose of this summary, these graduates are referred to as respondents.

Schools	Number of Respondents (first major only)	Class of 2014 Graduates (first major only)	Knowledge Rate
School of Professional Studies	101	149	68%

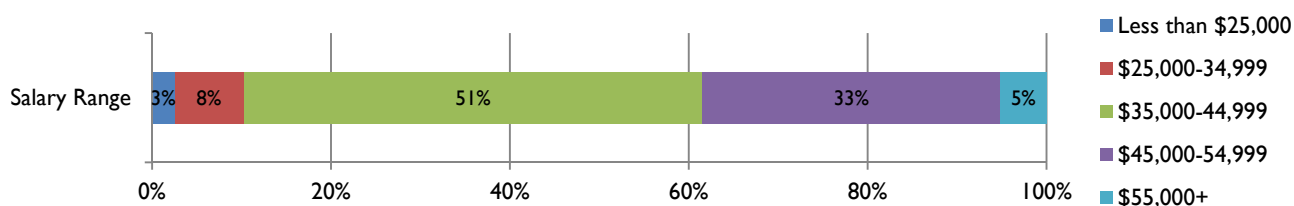
Note: Secondary Education majors are jointly administered through both the School of Arts & Sciences and the School of Professional Studies, but are only in

Primary Post-Graduation Activity*	Percent	Count
Employment, whether full- or part-time:	74%	75
Graduate or professional school, whether full- or part-time:	12%	12
Service activity:	2%	2
Seeking employment:	10%	10
Planning to continue education but not yet enrolled:	1%	1
Not seeking employment or continuing education at this time:	1%	1
<b>Total</b>	<b>100%</b>	<b>101</b>

\*Note: Respondents were asked to choose only one (their primary) activity from the list of answer choices. Figures do not reflect alums who are engaged in multiple activities (i.e. both working and attending school).

Field of Employment - Top 3 (of those working full-time)	Field of Study - Top 2 (of those attending school)
Health Care/Health Policy/Health Administration	Education
Education	Social & Behavioral Sciences
Financial Management/Consulting/Sales	

Starting Full-Time Salaries (Figures reported are based on those respondents (n = 39) who provided information relevant to their annual salary.)



**Internships**

72% of respondents participated in an internship while a student at PC.

Selected places of employment/service	Selected schools graduates attending
The Advisory Board Company	Boston College
Aon Hewitt	Columbia University
Athenahealth	Georgetown University
Beth Israel Deaconess Medical Center	Loyola University
Boston Children's Hospital	Molloy College
Brigham and Women's Hospital	Providence College
Care New England Health System	Salem State University
Coastal Medical of Rhode Island	Suffolk University
Covidien Ltd.	Wheelock College
Delta Dental of Rhode Island	
Eleanor Slater Hospital	
Harvard Vanguard Medical Associates	
Hospira	
Jobspring Partners	
Joslin Diabetes Center	
Kay Cameron Jewelers	
Liberty Mutual Insurance	
Lifespan	
Lyxor Asset Management	
Maine Lobster Outlet	
Massachusetts General Hospital	
MEDITECH	
Memorial Sloan Kettering Cancer Center	
Mercer	
Millennium Pharmaceuticals	
New England Quality Care Alliance	
Oracle Corp.	
Provant	
Providence Service Corporation	
Tufts Health Plan	
Verisk Health	
... and elementary/secondary schools throughout the U.S.	