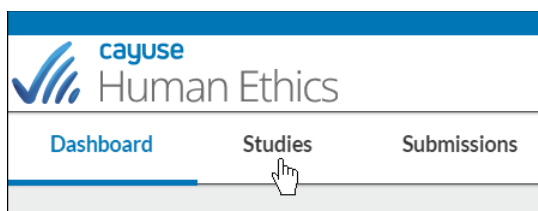


Creating a New Study




As a Researcher, you can create a new study from your Dashboard or the Studies page within Human Ethics.



Creating a Study

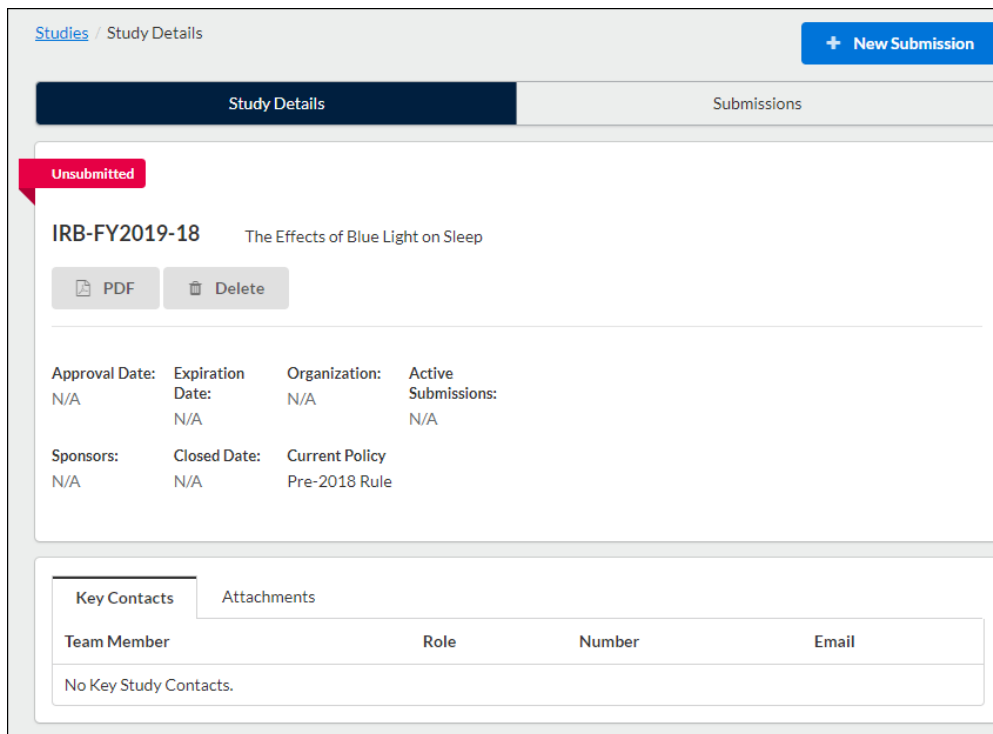
A **Study** is a container for all of your submissions, actions, and changes on a particular research activity. You must create a study before creating your initial submission.

1. Click  in the upper right-hand corner of your Dashboard or the Studies page.
2. Enter the title of your study. The title can be up to 600 characters long.



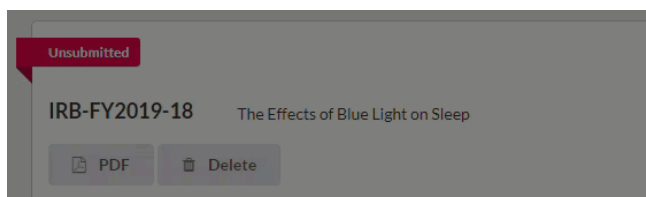
3. Click  to save your study.

After creating your study, you will be taken to the Study Details page. Here, you will see where important study information will populate once you begin your submission.



The person who creates the study is added as the primary contact by default. You can change this when editing the submission.

You can rename your study up until the completion of a withdrawal or admin closure submission. From the Study Details screen, hover over the study title and click within the field to edit.



Once you create your study, you can begin your initial submission. **New Submission** in the upper right-hand corner to start completing your forms.

