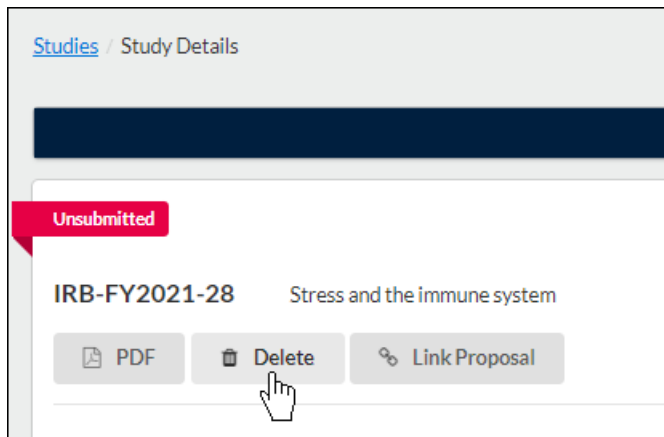


DELETING A STUDY OR SUBMISSION

Deleting a study or submission can be done from either the Study Details page, or the Submission Details page.

Deleting a Study

You can only delete a study if it has no submissions attached. To delete a study, click on **Delete** on the Study Details page.

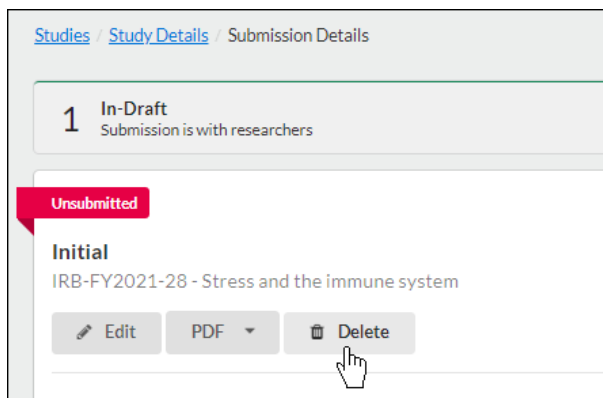


On the confirmation page, click **Delete**.

Deleting a Submission

You can only delete a submission prior to the initial completion (when Complete Submission is clicked). If a submission can't be deleted, [it can be withdrawn instead.](#)

To delete a submission, click on **Delete** on the Submission Details page.




On the confirmation page, click **Delete**.

DELETING A STUDY OR SUBMISSION

Delete Item ✕

Decision: **Are you sure you want to delete "Initial Submission" ?** Policy: Post-2018 Rule

 Date:

Required Tasks:

- [Assign PI](#)
- ✓ [Assign PC](#)
- [Complete Submission](#)