

GRADUATE FIRST DESTINATION 2024 - 25 RESULTS SUMMARY

Both alumni survey and LinkedIn data are used to construct the annual first destination summaries. The knowledge rate is the percentage of recent graduate school alumni for whom we have reasonable and verifiable post-graduate information.

Knowledge Rate

Survey Respondents	Linked In	Graduates	Knowledge Rate
66	126	294	65%

Respondent Breakdown by Program

BUS	63%
EDU	31%
HIS, MATH, THL	6%

Prior to Graduate School

(n=137)

What were you doing prior to starting graduate studies at PC?

Completed undergraduate degree	66%
Employed (whether full-time or part-time)	34%
Other	1%

Employment/Educational Status

Employment/Educational Status (n = 192)

Employed and/or attending school	98%
Neither employed nor attending school	2%

Employment/Educational Status Breakdown (n = 192)

Employed only	96%
Attending school only	1%
Employed and attending school	2%
Neither employed nor attending school	2%

Employment Status Breakdown (n = 187)

Employed full-time	88%
Employed part-time	2%
Did Not Report	9%
Other (e.g., internship)	2%

Full-Time Employment

(n = 163)

Top Three Fields of Employment

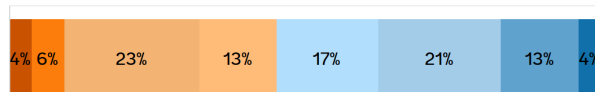
Education	35%
Accounting	27%
Financial Management/Consulting/Sales	13%

Top Three Employer Locations

Rhode Island	33%
Massachusetts	36%
New York	6%

What is your current salary range?*

(n = 53)



■ Less than \$39,999
 ■ \$40,000-49,999
 ■ \$50,000-59,999
 ■ \$60,000-69,999
 ■ \$70,000-79,999
 ■ \$80,000-89,999
 ■ \$90,000-99,999
 ■ \$100,000 or more

Are you in the field in which you want to be working?*

(n = 55)

Yes	91%
No	9%

*Entries marked with an asterisk are based exclusively on institutional survey responses. While LinkedIn profiles may offer general career and education information, they typically lack the level of detail provided here.

DATA *inform* **DECISIONS** *lead to* **ACTIONS**

PROVIDENCE COLLEGE



For what reason(s) did you pursue graduate study at PC?
(Choose all that apply)* (n = 58)

Professional development for current position	64%
Professional development for a potential promotion	41%
Required certification/licensure	33%
Preparation for a different career path	28%
Pre-requisite(s) for an advanced degree	10%
Other	9%

Did your position or career change as a result of completing your graduate degree? (n = 62)

Yes; I was able to advance in my career at a new workplace	19%
Yes; I was promoted or soon will be at my current workplace	8%
Maybe; I am better positioned to be promoted or to make a career change	31%
No; nothing changed or will change soon	37%
No; I pursued the degree mainly for personal enrichment	5%

Education

Based on survey and LinkedIn data, four alumni were pursuing certificates (75% were enrolled in master's programs and 25% were pursuing certificates).

Do you intend to attend school in the future?* (n = 55)
(Of those who reported they were not currently attending school)

Yes	29%
No	71%

What type of education do you plan to pursue in the future?* (n = 16)

Degree-seeking, Doctoral program	63%
Degree-seeking, Master's program	13%
Degree-seeking, Professional program	6%
Certificate-seeking	13%
Non-degree seeking, Continuing education/enrichment	6%

Satisfaction with Graduate Program and Resources*


How satisfied were you that the graduate degree that you completed at Providence College met your educational goals?
(n = 64)



How satisfied were you that the graduate degree that you completed at Providence College met your professional goals?
(n = 63)



Please rate your level of satisfaction with the advising resources provided to you as a graduate student.
(n = 66)



■ Very dissatisfied ■ Neither satisfied nor dissatisfied ■ Very satisfied
■ Somewhat dissatisfied ■ Somewhat satisfied

Selected Employers

Auxadi	Fulbright	PwC
BlackRock	Gallagher	RSM US LLP
Boston Bruins	Global Partners LP	Sensata Technologies
Boston Red Sox	Harvard University	Sikorsky
Broad Institute of MIT and Harvard	Jefferies	SmithGroup
Brown University	KPMG	Suffolk Construction
CBRE Global Workplace Solutions	Learfield	Third Bridge Group Limited
CIM Group	Loomis, Sayles & Company	Toast
CohnRegnick	MassMutual	UNFI
Deloitte	Middlebury College	University of Connecticut
DraftKings Inc	MIT	Wellington Management
EY	National Park Service	Wheaton College
Fresenius Medical Care	PGIM Quantitative Solutions	...and elementary/secondary schools throughout the US

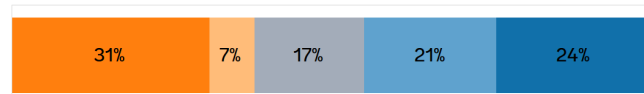
**Entries marked with an asterisk are based exclusively on institutional survey responses. While LinkedIn profiles may offer general career and education information, they typically lack the level of detail provided here.*

DATA *inform* **DECISIONS** *lead to* **ACTIONS**




Graduate Assistantship Position* (n = 29)

To what extent did the graduate assistantship influence your career goals and aspirations?



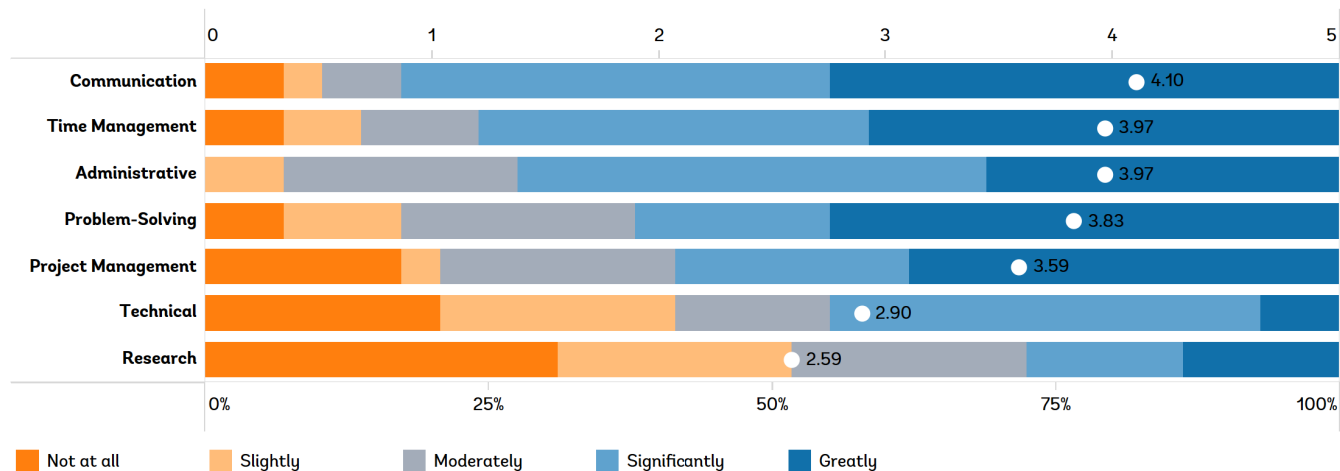
Not at all
Slightly
Moderately
Greatly
Significantly

In what ways did the assistantship enhance your professional development and skills?



Not at all
To a small extent
To a moderate extent
To a large extent
To a very large extent

To what extent did you develop each of the following skills during your assistantship?



*Entries marked with an asterisk are based exclusively on institutional survey responses. While LinkedIn profiles may offer general career and education information, they typically lack the level of detail provided here.

DATA *inform* DECISIONS *lead to* ACTIONS

