

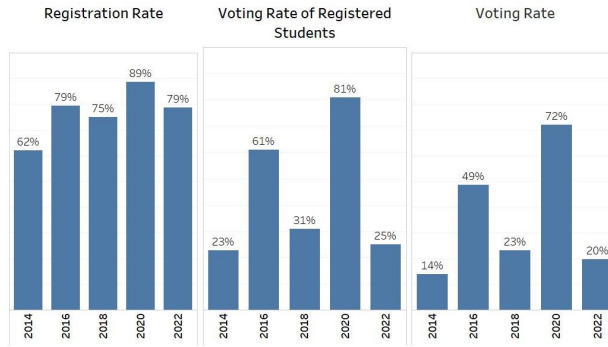


IE IN ACTION, 9/9/2024

The Providence College Institutional Effectiveness Newsletter (Fall 2024)

The National Study of Learning, Voting, and Engagement (NSLVE)

Providence College participates in the National Study of Learning, Voting, and Engagement (NSLVE) conducted by the Institute for Democracy & Higher Education at Tufts University. Data in the accompanying graph indicate dramatic differences in voting rates between midterm and presidential election years.



The **Registration Rate** is the percent of voting-eligible students who registered to vote.

The **Voting Rate of Registered Students** is the percent of registered students who voted on Election Day ("yield" rate).

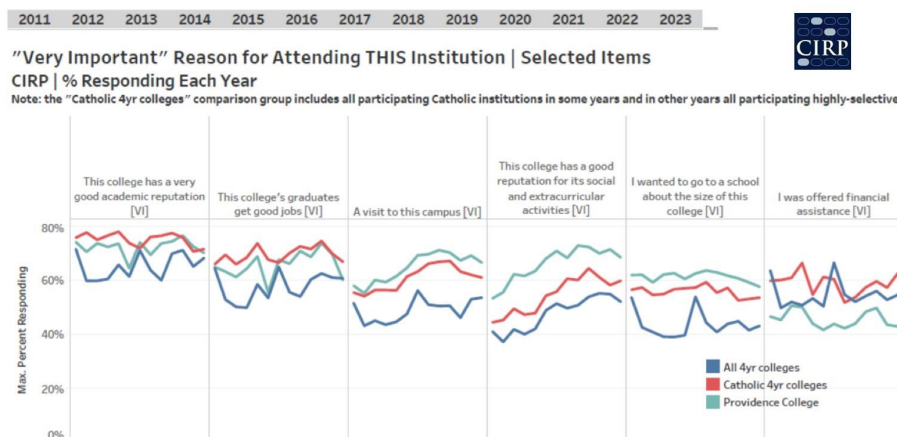
The **Voting Rate** is the percentage of eligible students who voted on Election Day. The voting rate is also the product of the registration and yield rates.

INSTITUTE FOR DEMOCRACY & HIGHER EDUCATION

NSLVE NATIONAL STUDY OF LEARNING, VOTING AND ENGAGEMENT

CIRP First-Year Survey

Providence College has administered the Higher Education Research Institute's (HERI) "CIRP Freshman Survey" to incoming students annually for more than two decades. As a national, longitudinal survey, the assessment compares PC students with national peers. The graphic below displays longitudinal trends on the reasons students consider "very important" in choosing to attend their selected institution. These data help to inform student recruitment and marketing.

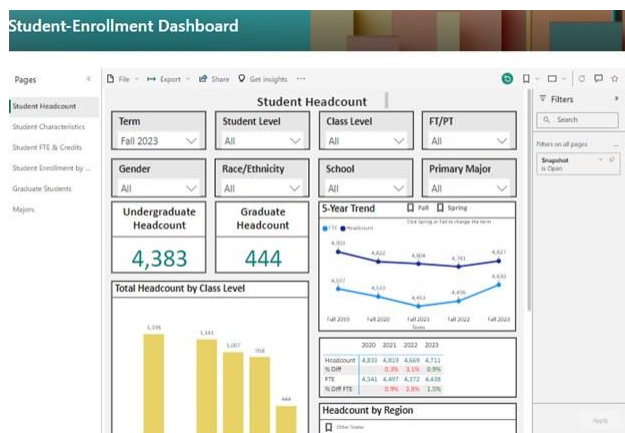


Institutional Research Publications

The Office of Institutional Research publishes the annual *Fact Book*, which is a main source for campus data and contains comprehensive information on student enrollment, employee demographics, retention and graduation rates, and other essential data. The [2022-2023 Fact Book](#) is available on the MY-PC portal. The 2023-2024 Fact Book is scheduled to be published in November 2024.

As in past years, the combined [Diversity/Department profiles](#) are available every year at the end of January. These profiles can assist departments/programs in budgeting and planning and provide data on the department's student and faculty diversity. Each profile includes the number of student majors and minors, the number of courses taught, credits generated, number of faculty, FTE data, and other department/program-specific information.

An [interactive headcount dashboard](#) is now available for internal use. The dashboard provides undergraduate and graduate student data on enrollment, characteristics (demographics), FTE and credits, and student enrollment by course level. Currently, three years of data are available. Dashboard data are exportable to PDF and PPT, and can be emailed to internal users.



1 - [Link to Interactive Headcount Dashboard](#)

News Briefs

PayScale Ranks PC Highly in its 2024 College Salary Report

The annual [PayScale's College Salary Report](#) ranks colleges and universities based on which schools produce the highest-paid graduates. PC alumni, based on PayScale's methodology, were noted as having a median mid-career salary of \$141,900 (defined as 10 or more years of experience in a field). This ranked 112 of 1,500+ private and public colleges and universities in the U.S.

PC Joins the Post-Secondary Employment Outcomes (PSEO) Project

PC has recently joined the Post-Secondary Employment Outcomes (PSEO) project of the U.S. Census Bureau, which provides salary outcome metrics on graduates. Data provided include salary data at the 25th, 50th, and 75th percentiles and at 1-year, 5-year, and 10-year post-graduation intervals, as well as the industries in which graduates are working and where they relocated to after graduation. This

information will assist PC across a range of areas, including accreditation, marketing and branding, program reviews, and benchmarking.

Core Qualitative Study Underway

In the Fall of 2022, the assessment team launched the third iteration of its e-portfolio project to gather data with respect to students' learning/development on the Core Curriculum's mission-related learning goals. Approximately 35 first-year students were recruited to participate in the project over the course of their PC careers. Each student's portfolio will be reviewed against a set of rubrics at the conclusion of their sophomore year and again at the completion of their senior year. Faculty members representing various departments and programs serve as evaluators of the students' work. For results of the previous two iterations of the study, please visit the [IE portal site](#).

Assessing Students' Aesthetic Appreciation Skills

Working collaboratively with the Core Curriculum Committee (CCC), the college continues to cycle through deep assessment of the Core Curriculum's mission-related learning goals. In the fall 2023 semester, members of the assessment staff met with a small group of fine arts faculty to discuss how best to assess students' aesthetic appreciation skills. Two ratings scales were developed -- one for fine arts courses that have a practical application and one for courses that are more historical in nature. The student scales were piloted in the spring 2024 semester. The scales will be administered again during the 2024-2025 academic year. A faculty focus group also will be conducted, and a summary report is expected in the summer of 2025.

Student Satisfaction Inventory

PC administers the [Ruffalo Noel Levitz Student Satisfaction Inventory \(SSI\)](#) to first-year and senior undergraduate day school students once every three years to help measure the importance of, and satisfaction with, various aspects of the college experience.

Findings from the spring 2024 SSI administration revealed that PC students reported significantly higher overall satisfaction than their peers who participated in the survey at other four-year private institutions.

The survey also confirmed areas for improvement related to responsiveness to diverse populations, course registration, academic advising, financial aid, and parking.

These results inform ongoing campus planning and decision-making. The SSI executive report summary can be found on the [IE portal site](#).

Key Assessments Being Administered in the 2024-2025 Academic Year

- **CIRP Freshman Survey** [administered annually to incoming first-year undergraduate day school students]: Captures a snapshot of characteristics, values, and behaviors of incoming students before they start college
- **Core Alcohol and Drug Survey** [administered biennially to a sample of undergraduate day school students]: Assesses the nature, scope, and consequences of alcohol and other drug use on college campuses
- **Skyfactor's Resident Assessment (formerly, "EBI")** [administered every three years to all undergraduate day school students who live in on-campus residences]: Provides feedback on

various aspects of residential life that have an impact on students' satisfaction and learning experiences

- **ETS Proficiency Profile** [administered to a sample of first-year and senior students every other year]: Demonstrates student learning by measuring four core skill areas — reading, writing, mathematics, and critical thinking
- **HEDS Sexual Violence Campus Climate Survey** [administered to undergraduate students, faculty, and staff every three years]: Asks students, faculty, and staff about their perceptions of PC's climate, perceptions of how PC responds to sexual violence, and whether unwanted sexual contact or sexual assault has been experienced

[Continuous Improvement Program Schedule](#)

Academic Affairs is in the second cycle of the Continuous Improvement Program (CIP). To access the review schedule or learn more about the [CIP](#), please visit the IE portal site.